

SAN EMETERIO

PARIS

MADE-TO-MEASURE

Make an appointment at your convenience. One of our style advisors will welcome you and guide you through the complete Made to Measure experience if needed.

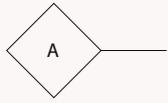
M A D E - T O - M E A S U R E

DELILVERY ADDRESS

SHIPPING ADDRESS

EMAIL

-----@-----



PRODUCT REFERENCE

FABRIC / COLOUR

CONTACT

sales.sanemeterio@gmail.com

NAME

SURNAME

When ordering made-to-order or made-to-measure with us, we ask you to take your body measurement to determine whether we have your size or whether we need to make a custom pattern with your measurements.

You will need: a soft tape measure, ribbon, cord or something to tight around your waist and (preferably) a friend or family member to help you taking the measurements

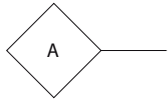
- It is best to measure over the undergarments you intend to wear with the desired item.

- Keep the measure tape levelled to measure accurately, don't pull it too tight.

- Always re-measure to double check or triple check.

- When taking measurements is important stand straight.

*Only take measurements you need for the desired garment (i.e. take only top body and sleeve measurements for tops, shirts or jackets)



SAN EMETERIO

MADE-TO-ME

PRÊT-À-PORTER SIZE

S M L XL

HEIGHT cm

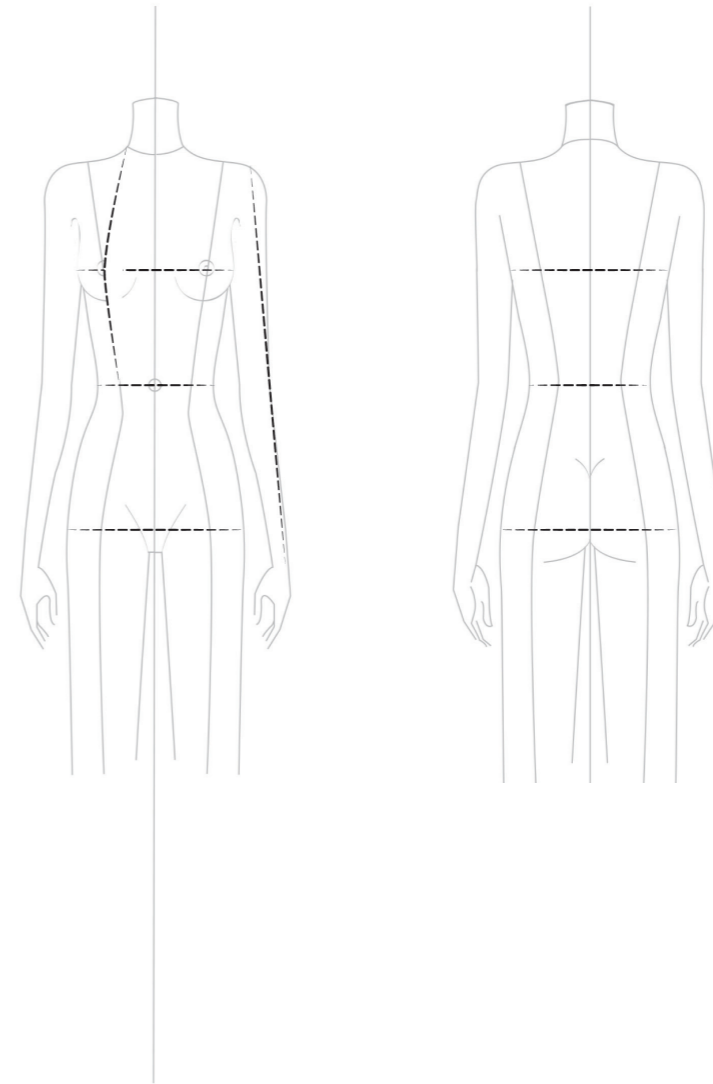
BUST CIRCUMFERENCE cm

WAIST CIRCUMFERENCE cm

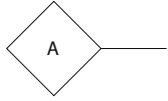
HIP CIRCUMFERENCE cm

SHOULDER TO WAIST cm

SLEEVE LENGTH cm



M A D E - T O - M E F O R M



MEASURING

- BUST CIRCUMFERENCE:

Place the measuring tape around your body over the fullest part of your bust, making sure the tape is sitting well under your arms and spans your shoulder blades. For better accuracy measure over a bra you intend to wear with the given dress or top.

- WAIST CIRCUMFERENCE

Measure around the slimmest part of your natural waistline - generally the point where your body creases when you bend slightly forwards or where you find it most comfortable to wear your waistbands.

- HIP CIRCUMFERENCE

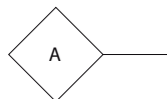
Standing with your feet together, measure around your hips at the widest point - usually over your bottom or at the top of your thighs - and approximately 20cm (8in) below your natural waistline.

- SHOULDER TO WAIST

Before you start measuring find a ribbon and tighten it around your natural waist. Then start measuring vertically from at the shoulder neck point, down the apex and finish at your natural waist.

- SLEEVE LENGTH

Bend your elbow slightly and measure from the shoulder point down through the back of your elbow and finish at the wrist bone. Be careful not to measure too high above the wrist or the sleeves will be too short!



YOUR SAN EMETERIO PIECE WILL BE SEAMLESSLY MADE IN TWO TO FOUR WEEKS, FROM THE TIME YOU PLACE YOUR MADE-TO-ME ORDER.